

India registers an unprecedented hike in Testing with more than 18 cr tests

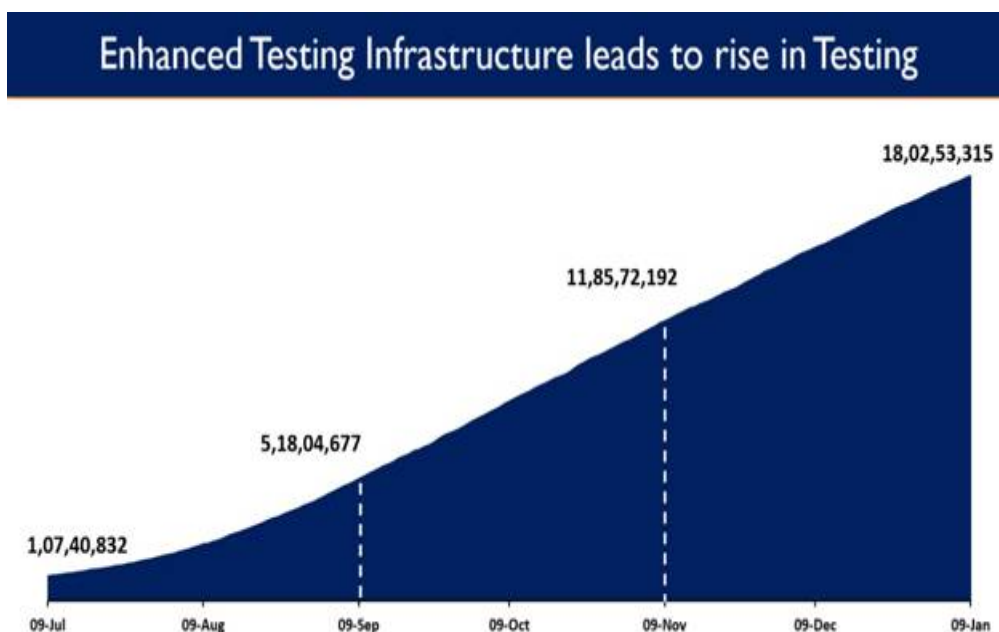
Positivity Rate of 15 States/UTs less than National Average

3rd countrywide massive Dry Run covers 4895 session sites, 615 districts, 33 States/UTs

Posted On: 09 JAN 2021 12:20PM by PIB Delhi

India has demonstrated an exponential increase in the number of COVID-19 cumulative tests. It has crossed the landmark of **18 crore (18,02,53,315)** total tests today.

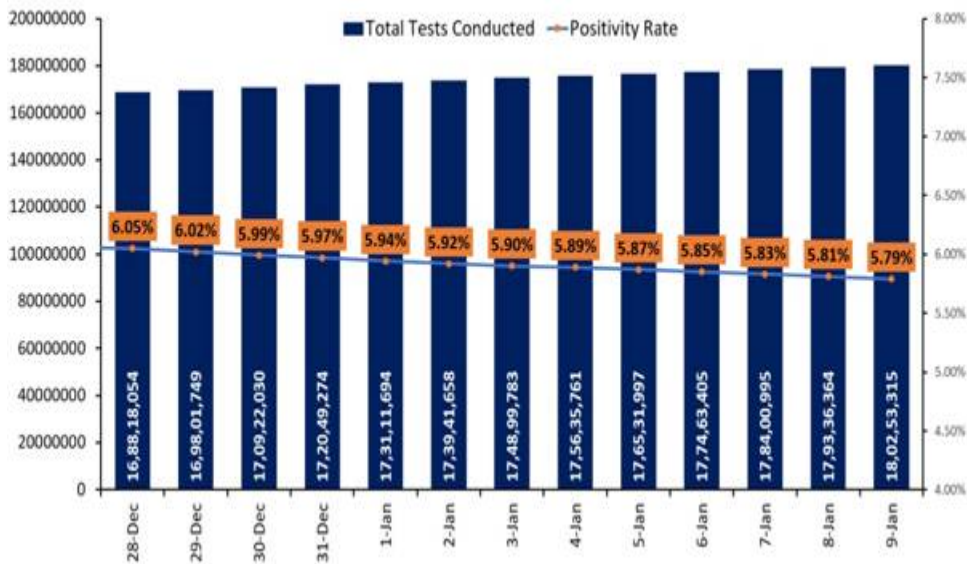
9,16,951 tests were conducted in the last 24 hours.



Progressive countrywide expansion in testing infrastructure has played a crucial role in the steep rise of testing numbers. With **2316** testing labs in the country including **1201** Government laboratories **and 1115** Private laboratories, the daily testing capacity has got a substantial boost.

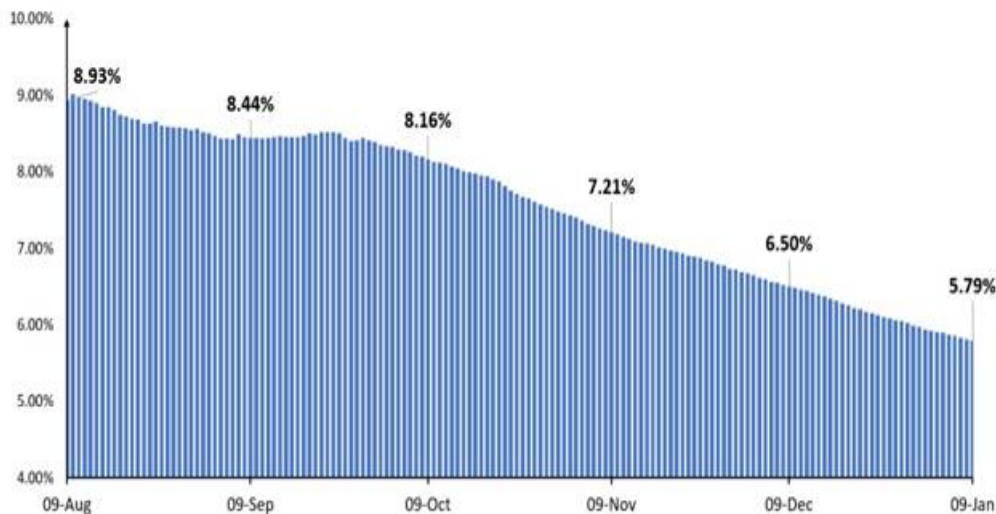
High level of comprehensive testing on a sustained basis has also resulted in bringing down the national positivity rate.

Tests conducted crosses 18 crore and cumulative positivity rate below 6%



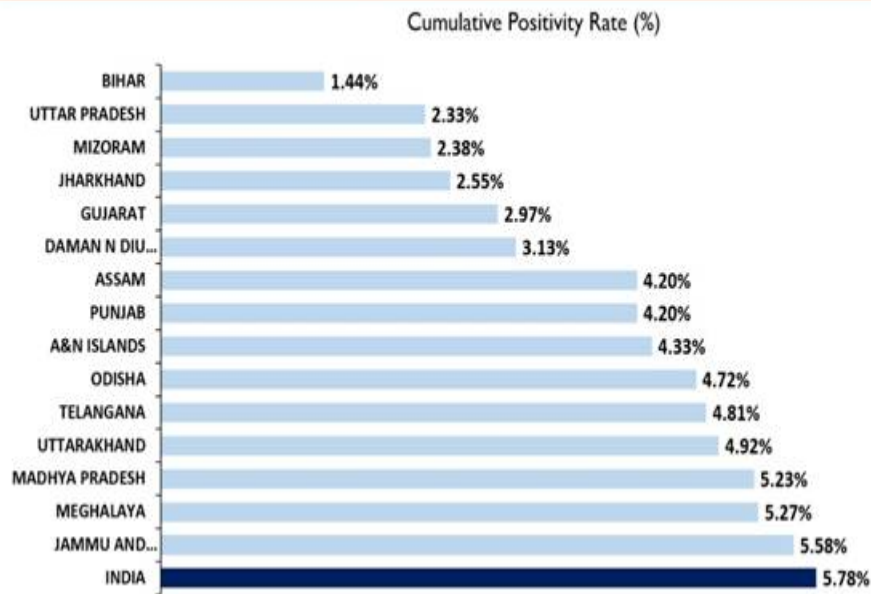
The cumulative rate continues to decline as total tests cross 18 crore. The national cumulative positivity rate is **5.79% today**. It has reduced from 8.93% to 5.79% in a span of five months.

India Trend: Cumulative Positivity Rate

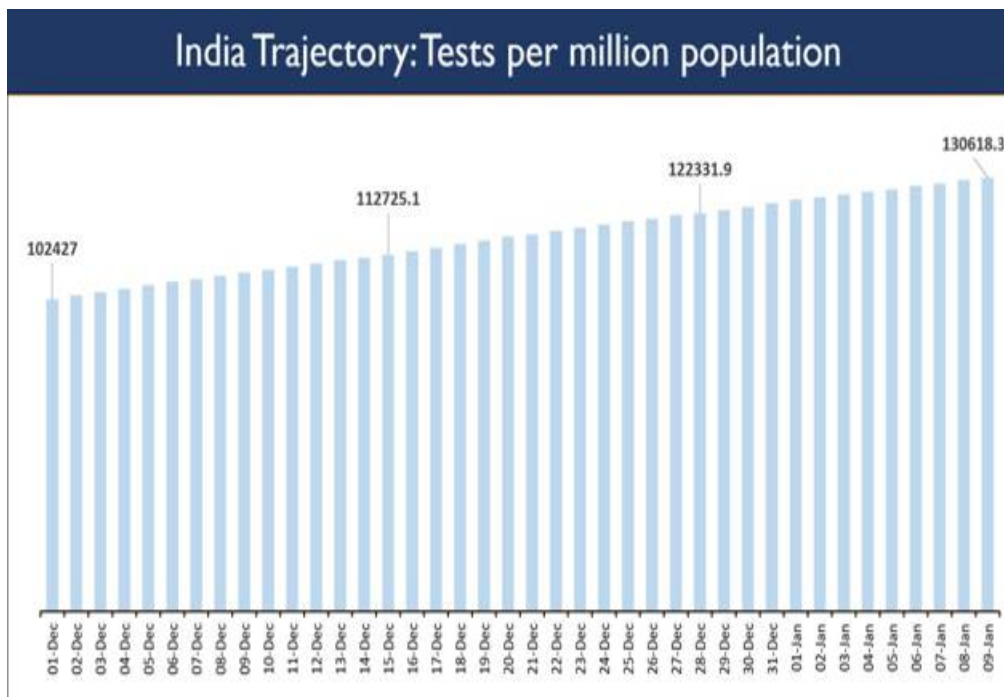


15 States/UTs have positivity Rate less than the National Average. Bihar has the lowest Positivity Rate with 1.44%.

15 States & UTs have positivity rate less than the national average

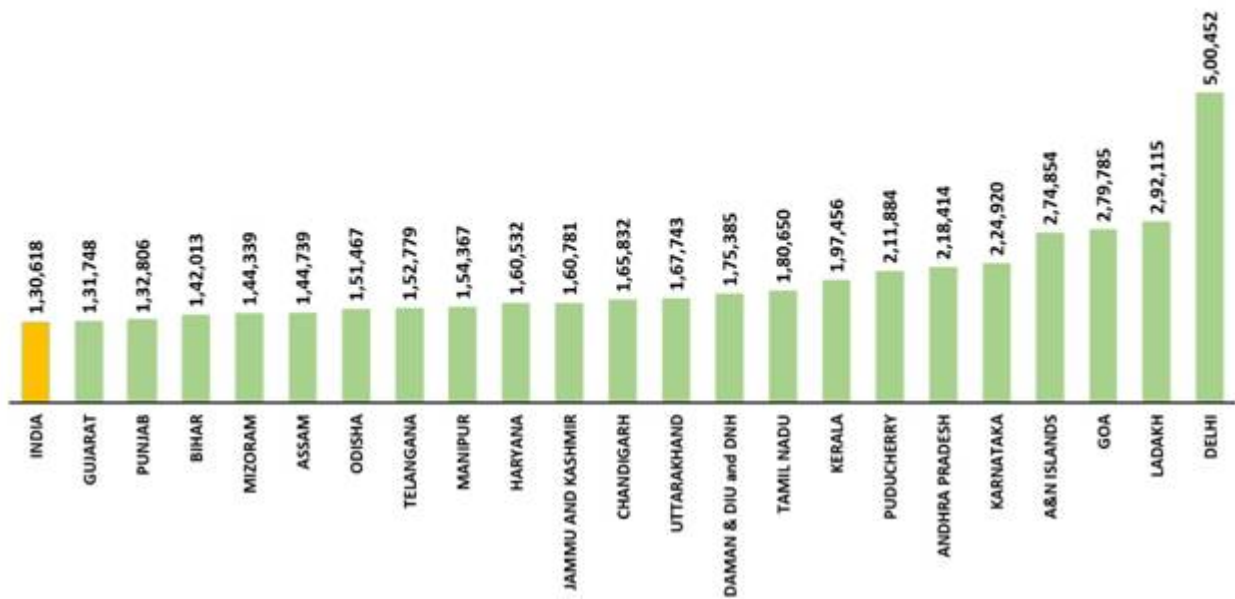


India's Tests per Million (TPM) stand at **130618.3** today. With the increase in testing infrastructure, the TPM has also increased exponentially.



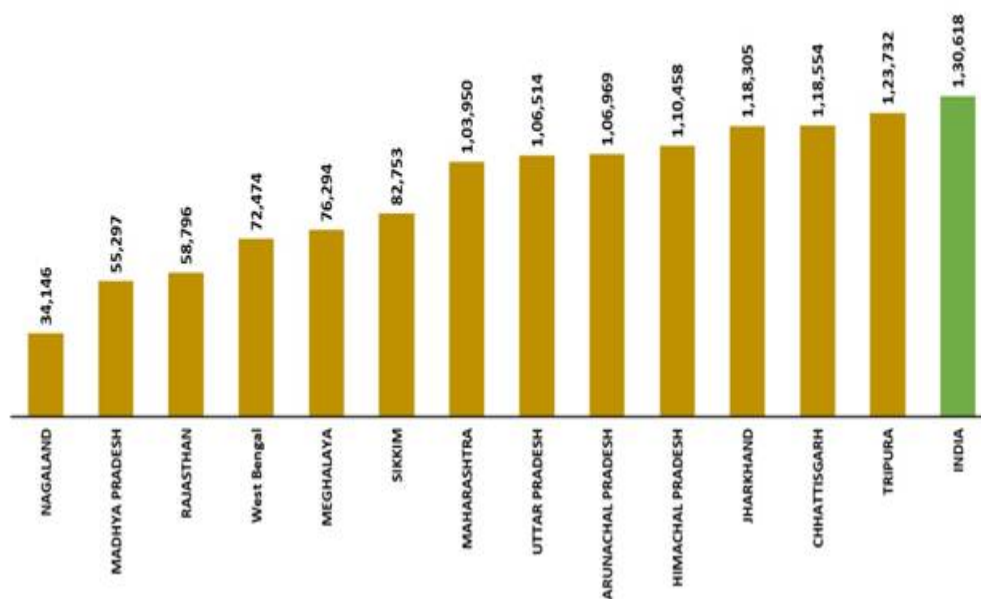
22 States/UTs have better Tests per Million population than the national average.

22 States/UTs have better tests per million than national average



13 States and UTs have lower tests per million population compared to the national figure, indicating the need for higher testing in these regions.

13 States/UTs have lower tests per million than national average



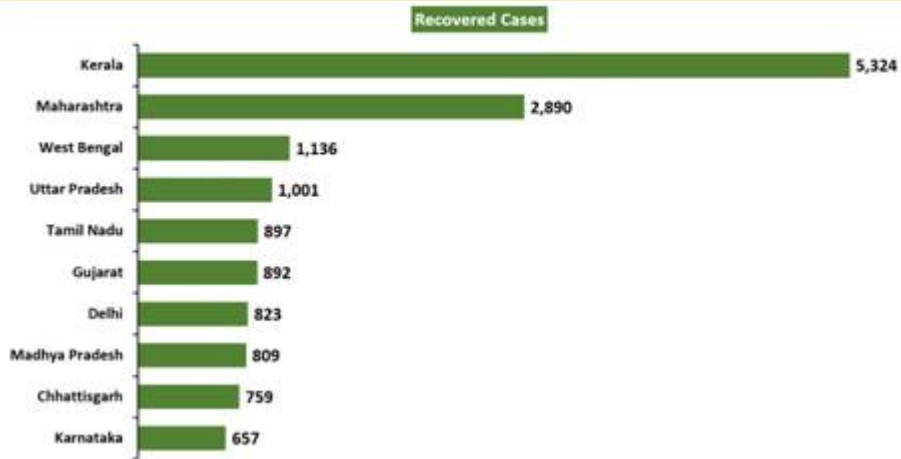
India also registered **19,253** new recoveries in the same duration which has led to a further contraction of the Active Caseload. India's present active caseload of **2,24,190** consists of just **2.15%** of India's Total Positive Cases.

The total recovered cases are at **10,056,651** today. The Recovery Rate has improved to **96.41%**. The gap between Recovered cases and Active cases is steadily increasing and presently stands at **9,832,461**.

78.89% of the new recovered cases is contributed by ten States/UTs.

Kerala saw 5,324 persons recovering from COVID. Maharashtra and West Bengal reported 2,890 and 1,136 new recoveries, respectively.

79% of new recovered cases in the 10 States & UTs



18,222 cases were registered in the last 24 hours.

Ten States/UTs have contributed **79.83%** of the new cases.

Kerala reported 5,142 cases in the last 24 hours. Maharashtra recorded 3,693 new cases while Karnataka reported 970 daily cases yesterday.

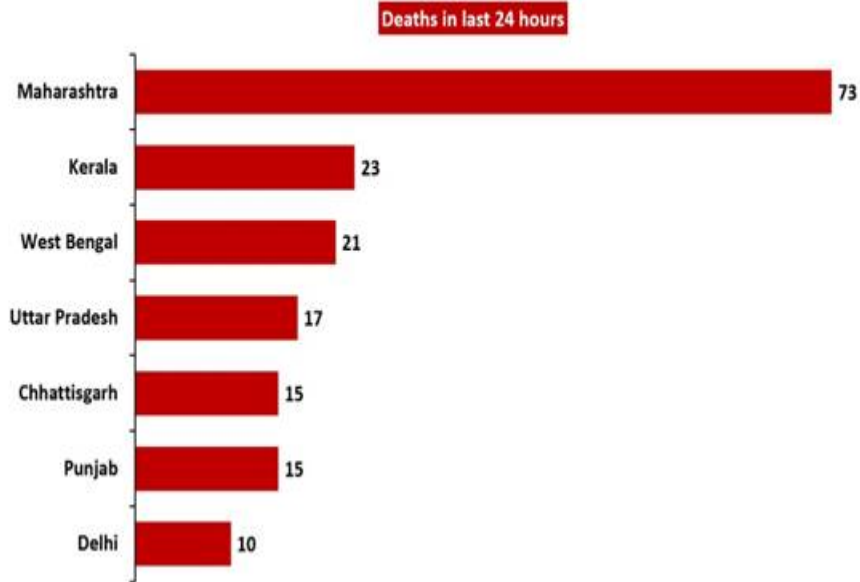
80% of new cases in the 9 States & UTs



76.32% of the **228** case fatalities that have been reported in the past 24 hours are from Seven States/UTs.

Maharashtra reported 73 deaths. Kerala also saw a figure fatality count of 23 followed by 21 in West Bengal.

76% of new deaths in the 7 States & UTs



The third massive countrywide mock drill conducted yesterday for ensuring the readiness of all preparations and simulate a seamless and glitch free vaccine administration, covered **4895 session sites across 615 districts in 33 States/UTs.**

MV/SJ

HFW/COVID States data/9th January 2021/1

(Release ID: 1687274)