



Ministry of Health and Family Welfare

## India's Active Caseload continues to decline, stands at 2.77 lakh today

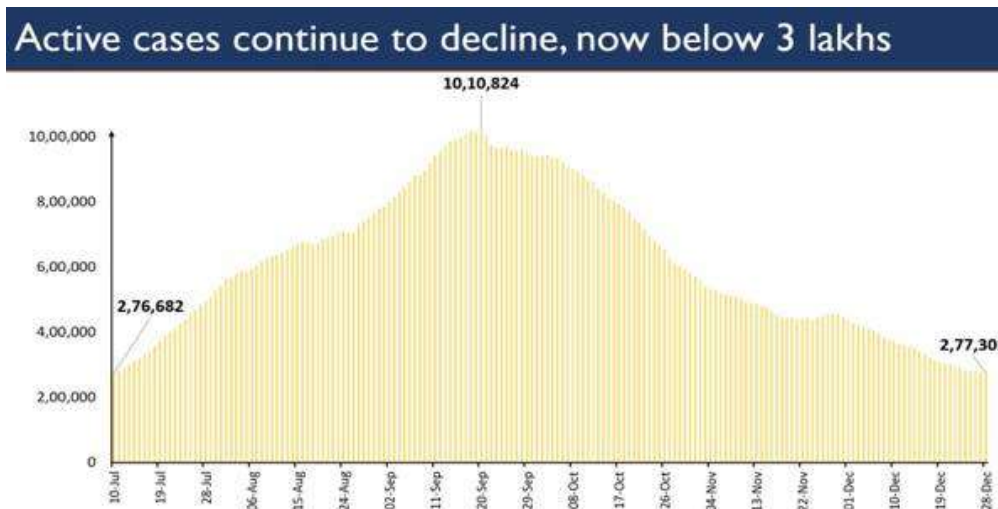
### Total Recoveries exceed the Active Cases by more than 95 lakhs

### India's Cases per million and Deaths per million population one of the lowest in the world

Posted On: 28 DEC 2020 10:50AM by PIB Delhi

The ongoing trend of contraction of India's total active cases continues. The active caseload of the country stands at **2,77,301 today**. The share of Active Cases in the total Positive Cases has further shrunk to **2.72%**.

A net decline of **1,389** cases from the total active caseload was registered in the last 24 hours.



Daily recoveries have outnumbered the daily new cases since more than a month now. In the last 24 hours, **20,021** persons were found to be COVID positive in the country. During the same period, **21,131** new recoveries were registered ensuring drop in the Active Caseload.

Total Recoveries are nearing **98 lakhs (97,82,669)**. The Recovery Rate has also increased to **95.83%**. The gap between recoveries and active cases is consistently widening and has **crossed 95 lakh (95,05,368) today**.

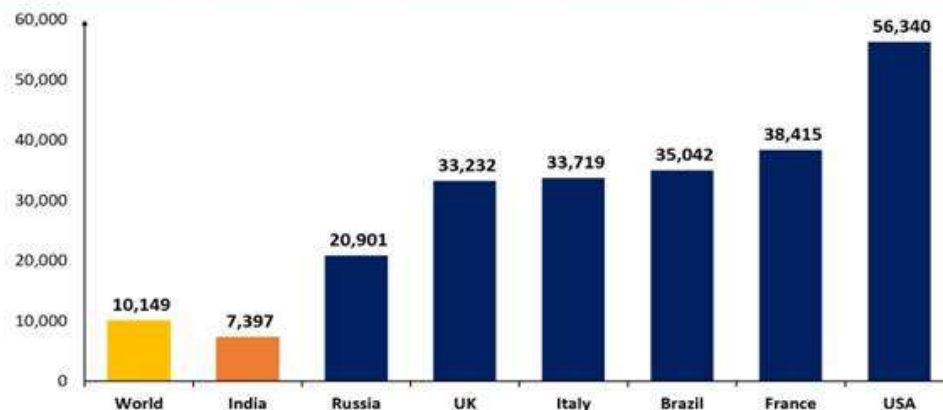


### Recovered cases cross 97 lakhs & Active cases under 3 lakhs



When compared globally, India's Cases per million population is **amongst the lowest in the world** (7,397). The Global average is 10,149. Countries such as Russia, UK, Italy, Brazil, France and USA have much higher cases per million population.

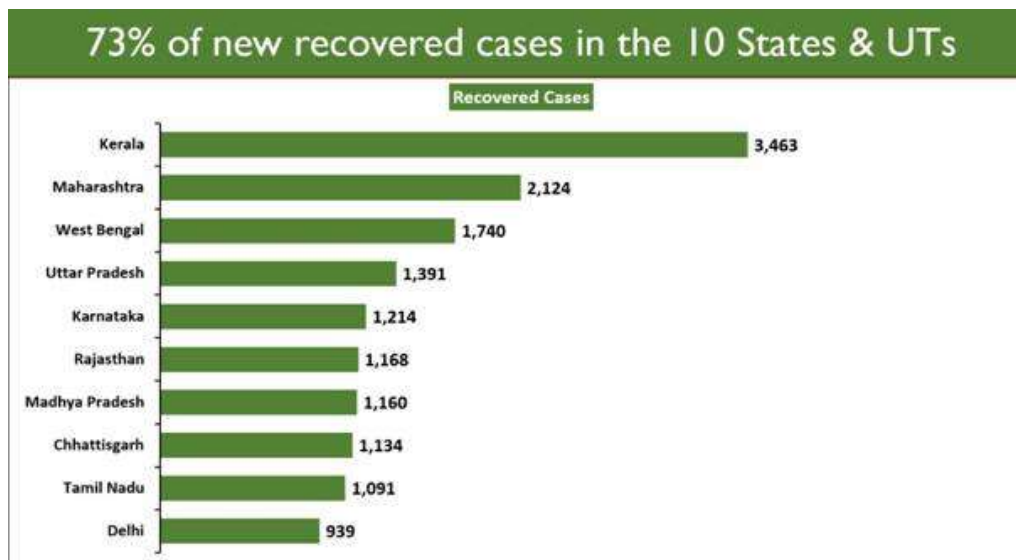
### Cases per million population – Amongst the lowest in the world



Source: WHO COVID-19 Dashboard updated 27<sup>th</sup> December 2020

72.99% of the new recovered cases are observed to be concentrated in 10 States/UTs.

Kerala has reported the maximum number of single day recoveries with 3,463 newly recovered cases. 2,124 people recovered in Maharashtra in the past 24 hours followed by 1,740 in West Bengal.



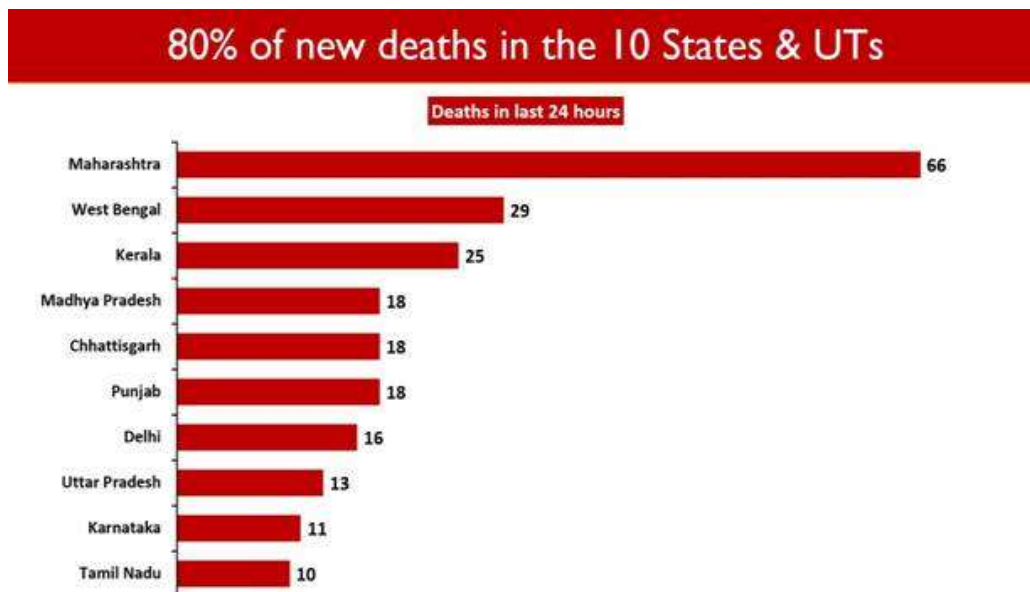
**79.61% of the new cases** are from 10 States and UTs.

Kerala continues to report the highest daily new cases at 4,905. It is followed by Maharashtra and West Bengal with 3,314 and 1,435 new cases, respectively.



**279** case fatalities have been reported in the past 24 hours.

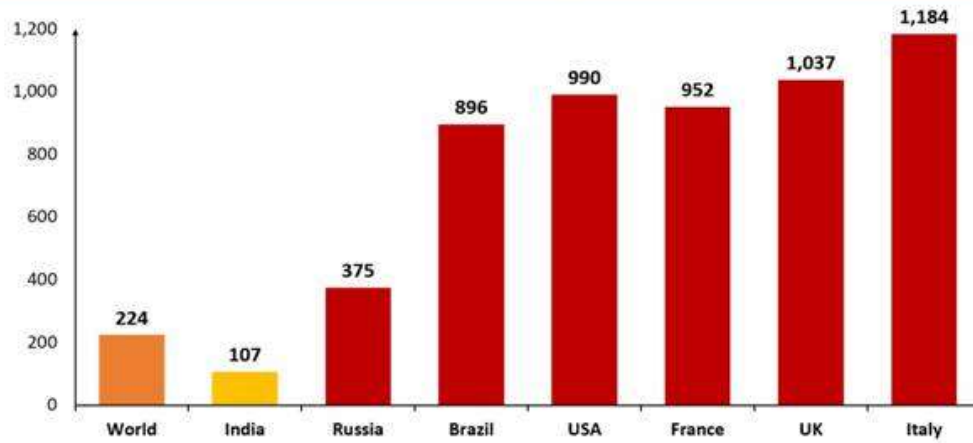
Ten States/UTs account for **80.29%** of daily deaths. Maharashtra saw the maximum casualties (66). West Bengal and Kerala follow with 29 and 25 daily deaths, respectively.



Daily deaths in India are on a sustained decline. **Deaths per million population in India (107) are amongst the lowest in the world.** The global average is 224.



## Deaths per million population – Amongst the lowest in the world



Source: WHO COVID-19 Dashboard updated 27<sup>th</sup> December 2020

\*\*\*\*

MV/SJ

HFW/COVID States data/28<sup>th</sup> December 2020/1

(Release ID: 1684058) Visitor Counter : 110

Read this release in: Hindi , Marathi , Gujarati

