

# India overtakes USA to become No.1 in terms of global COVID 19 recoveries

## Total Recoveries cross 42 lakh; 19% of the global Recoveries

## India scales another peak of single day Highest Recoveries

## More than 95,000 Recovered in the last 24 hours

Posted On: 19 SEP 2020 11:00AM by PIB Delhi

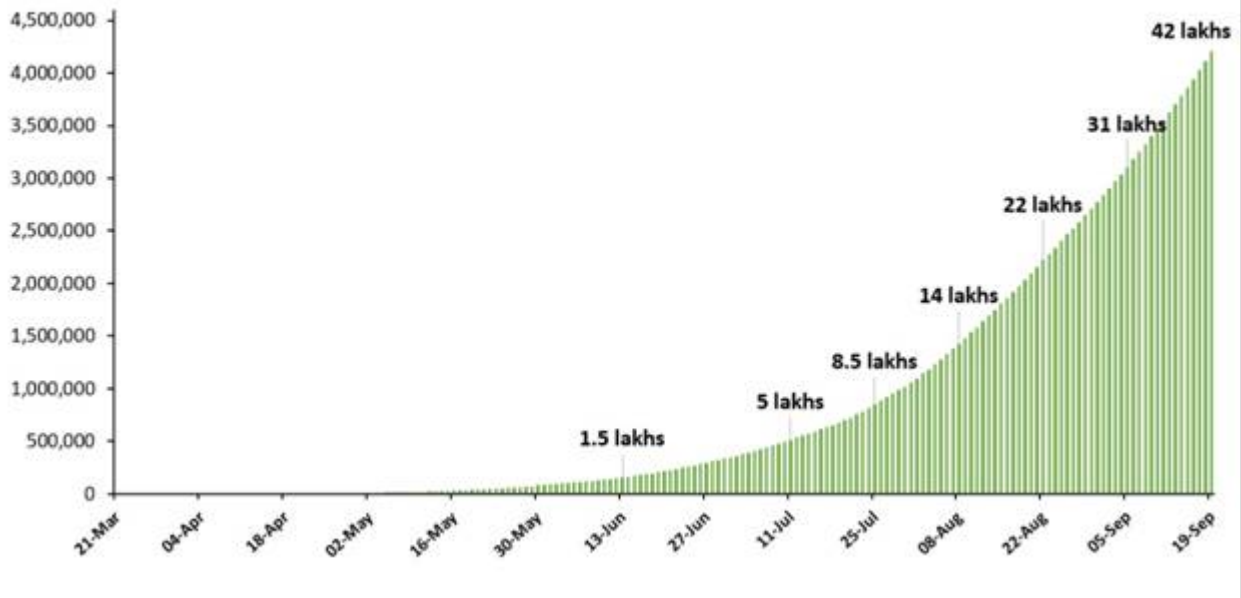
In a landmark global achievement, India has overtaken USA and become the top country in terms of global COVID-19 recoveries.

India has reported the highest number of total recoveries with **more than 42 lakh (42,08,431)** COVID patients recovered and discharged. India now accounts for close to **19%** of the total global recoveries. This has strongly pushed the national Recovery Rate to nearly **80%** (79.28%).



The total Recoveries have demonstrated a steep exponential rise.

## Number of Recovered Patients cross 42 lakhs



Centre-led focussed, calibrated, responsive & effective measures of early identification through high & aggressive testing, prompt surveillance & tracking coupled with standardised high quality clinical care have together resulted in this global achievement.

## Responsive Clinical Management leading to rise in Recovery Rate



As on 19<sup>th</sup> September

In its determined and resolute fight against COVID-19, India has scaled another peak of registering the highest ever single day recoveries in last 24 hours. A total of **95,880 recoveries** have been recorded.

**90% of the new recovered** cases are being reported from **16 States/UTs**.

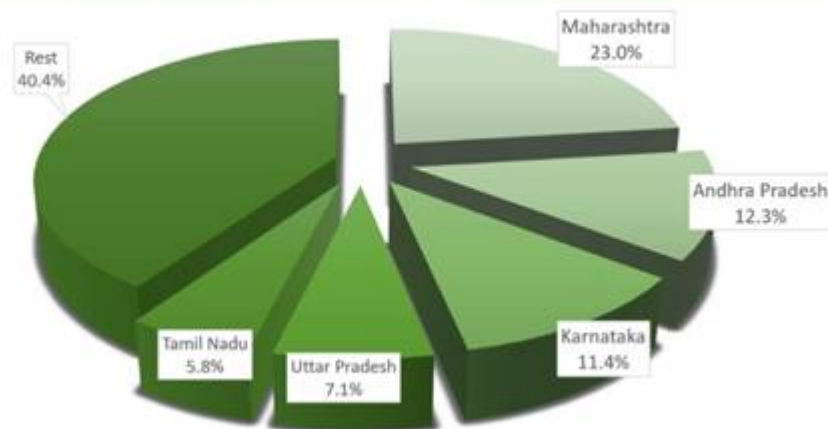
## 90% of new recovered cases in the 16 States & UTs



Of the new recovered cases, about **60% are being reported from five States**, viz. Maharashtra, Tamil Nadu, Andhra Pradesh, Karnataka and Uttar Pradesh.

Maharashtra has alone contributed more than 22,000 (23%) and Andhra Pradesh has contributed more than 11,000 (12.3%) to the single day recoveries.

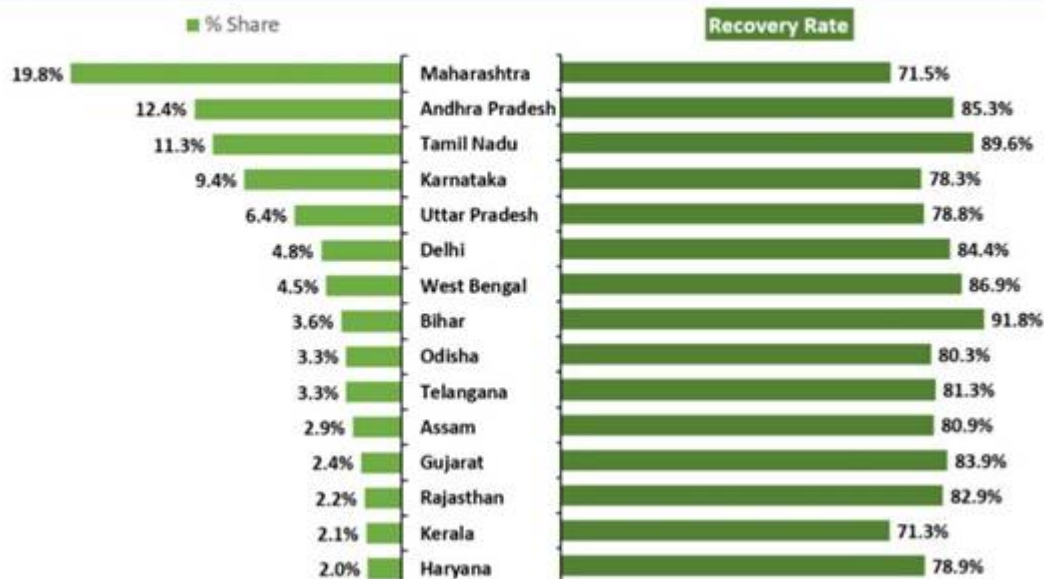
## ~ 60% of new recoveries in 5 states



**90% of the Total Recovered** cases are being reported from **15 States/UTs**.

The top five States with the maximum caseload viz Maharashtra, Tamil Nadu, Andhra Pradesh, Karnataka and Uttar Pradesh are also nodal for highest number of Total Recoveries.

## 90% of total recovered cases in the 15 States & UTs



India has maintained a sustained path of reporting very high number of recoveries. These are the result of focussed strategies leading to coordinated effective actions in the States/UTs. The Ministry of Health & Family Welfare has issued comprehensive Standard of Care clinical management and treatment protocols. Drawing from global emerging evidence, these have been regularly revised and strengthened. India has allowed for rational use of 'Investigational Therapies' like Remdesivir, convalescent plasma and Tocilizumab and adopted measures such as proning, use of high flow oxygen, non-invasive ventilation, use of steroids and anti-coagulants to aid recovery in COVID patients. Supervised home/facility isolation for mild and moderate cases, improved services of the ambulances for ferrying patients for prompt and timely treatment have enabled seamless and efficient patient management.

AIIMS, New Delhi has handholded the States/UTs for enhancing the clinical management skills of doctors in the ICUs, through the 'National e-ICU on COVID-19 Management' and Centers of Excellence. Held twice a week, on Tuesday and Friday, the sessions have aided in substantial increase of the total nationwide recovered cases and maintaining a low and steadily declining mortality rate. 19 such National e-ICUs have been held covering 249 hospitals of 28 States/UTs across the country, till date.

The Centre has been regularly reviewing the assistance provided to the State/UT governments. Several high level multi-specialist Central teams have been deployed in States/UTs. These support them for strengthening Containment, Surveillance, Testing and efficient Clinical Management. The Centre has also been regularly reviewing availability of medical oxygen in the hospitals/health facilities. These have played a critical intervention role in India's high recoveries and maintained a low Case Fatality Rate (CFR), which currently stands at **1.61%**.

#	Name of State / UT	Active cases	Confirmed cases			Cumulative Cured/ Discharged/Migrated Cases			Cumulative Deaths		
			As on 19.09.2020	As on 19.09.2020	As on 18.09.2020	Change since yesterday	As on 19.09.2020	As on 18.09.2020	Changes since yesterday	As on 19.09.2020	As on 18.09.2020
<b>TOTAL CASES</b>		<b>1013964</b>	<b>530801</b>	<b>521467</b>	<b>93337</b>	<b>420843</b>	<b>411255</b>	<b>95880</b>	<b>85619</b>	<b>84372</b>	<b>1247</b>
1	Maharashtra	301273	1167496	1145840	21656	834432	812354	22078	31791	31351	440

2	Karnataka	101148	502982	494356	8626	394026	383077	10949	7808	7629
3	Andhra Pradesh	84423	609558	601462	8096	519891	508088	11803	5244	5177
4	Uttar Pradesh	67825	342788	336294	6494	270094	263288	6806	4869	4771
5	Tamil Nadu	46506	530908	525420	5488	475717	470192	5525	8685	8618
6	Chhattisgarh	36580	81617	77775	3842	44392	41111	3281	645	628
7	Kerala	35795	126381	122214	4167	90085	87345	2740	501	489
8	Odisha	33092	171341	167161	4180	137567	133466	4101	682	669
9	Delhi	32250	238828	234701	4127	201671	198103	3568	4907	4877
10	Telangana	30636	169169	167046	2123	137508	135357	2151	1025	1016
11	Assam	28631	152858	150349	2509	123687	121613	2074	540	528
12	West Bengal	24509	218772	215580	3192	190021	187061	2960	4242	4183
13	Punjab	21662	92833	90032	2801	68463	65818	2645	2708	2646
14	Madhya Pradesh	21605	100458	97906	2552	76952	74398	2554	1901	1877
15	Haryana	21291	106261	103773	2488	83878	81690	2188	1092	1069
16	J&K (UT)	20770	61041	59711	1330	39305	38521	784	966	951
17	Rajasthan	17717	111290	109473	1817	92265	90685	1580	1308	1293
18	Gujarat	16076	120336	118926	1410	100974	99681	1293	3286	3270
19	Jharkhand	13924	68578	67100	1478	54052	52807	1245	602	590
20	Bihar	12609	165218	164051	1167	151750	150040	1710	859	855
21	Uttarakhand	11293	38007	37139	868	26250	24965	1285	464	460
22	Tripura	7107	21484	20949	535	14142	13559	583	235	228
23	Goa	5730	27379	26783	596	21314	20844	470	335	327
24	Puducherry	4736	21913	21428	485	16715	16253	462	462	431
25	Himachal Pradesh	4430	11622	11190	432	7081	6946	135	111	98
26	Chandigarh	2978	9506	9256	250	6415	6062	353	113	109
27	Meghalaya	1976	4445	4356	89	2437	2342	95	32	31
28	Manipur	1926	8607	8430	177	6629	6538	91	52	51
29	Arunachal Pradesh	1886	7005	6851	154	5106	4967	139	13	13
30	Nagaland	1213	5357	5306	51	4129	4098	31	15	15
31	Ladakh (UT)	987	3635	3576	59	2600	2558	42	48	46
32	Mizoram	575	1548	1534	14	973	949	24	0	0
33	Sikkim	422	2303	2274	29	1857	1789	68	24	22
34	D&D & D&N	218	2859	2831	28	2639	2608	31	2	2
35	A&N Islands	165	3631	3604	27	3414	3378	36	52	52
36	Lakshdweep	0	0	0	0	0	0	0	0	0

MV/SJ

HFW/COVID Highest Recoveries/19September2020/1

(Release ID: 1656571)